

Technical data

Actuation:

Engine: 0,18 KW/1750min-1
 50 Hz 230/400 V/IP 55
 Gear: Worm gear I=1:5,0
 Speed: 275min.-1
 Shaft/Nut: Ø 25mm/6,0mm
 Power connection: 5,0m cable with plug

Seating / seating arms:

Fixture: 4 universal clamp straps
 Bearing: linear ball bearing
 Seating arm: double guide Ø 25mm
 Locking: thread spindle/nut
 Vertical seating: rotating bearing

Telescopic arms:

Bearing: slide bearing
 Locking: spring pin
 Grid: 25mm

Brush seating:

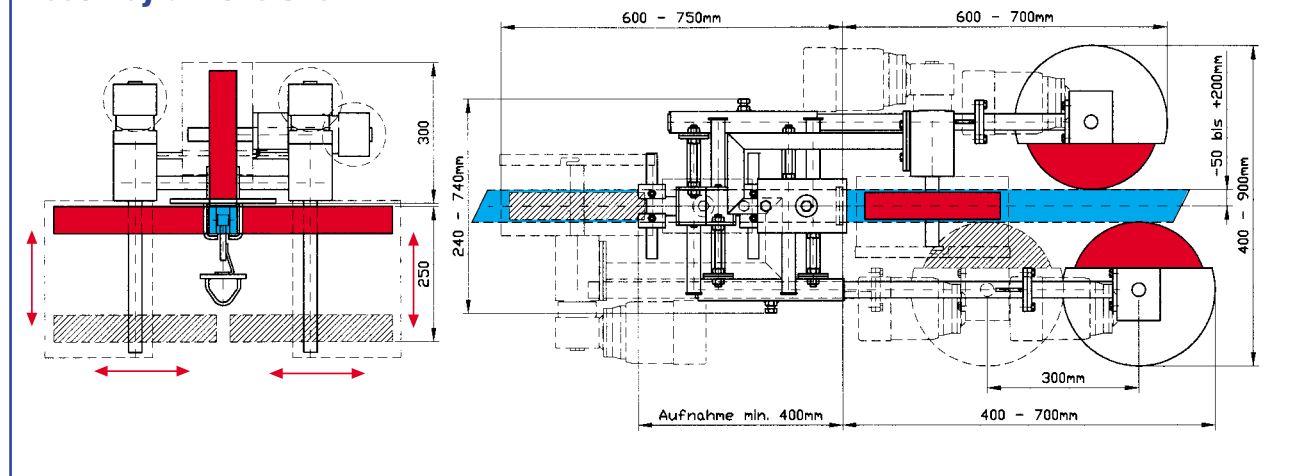
Bushing: screwed in
 Adjustment: Axial screwed in
 shaft-nut


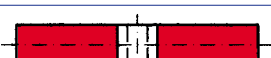

Protective cover:

Seating: provided with screw thread
 Adjustment: infinitely
 Lid: removable

Electric control: 1 control box with illuminate button ON-OFF and CEE plug 16A / 3x400V

Assembly dimensions:



Brush	B	Ø	trimming: dirt:	Nylon loose	dragging adhering	Nylon SS-wire baked
	20	250 300		X X	X X	X X
	50	250 300		X X	X X	X X
	80	250 300		X X	X X	X X

We are offering cleanness, which is profitable.